

## Nightscout aggiornamento con Heroku




Liberamente interpretato dalla guida ufficiale:

[https://loopkit.github.io/loopdocs/nightscout/update\\_user/#nightscout-version-update](https://loopkit.github.io/loopdocs/nightscout/update_user/#nightscout-version-update)

Usare solo per aggiornare un sito Nightscout con **Heroku (non con Azure)**.

Per vedere la versione corrente di Nightscout andare qua:

<https://github.com/nightscout/cgm-remote-monitor/releases>

Per vedere la tua versione, clicca sul menu  in alto a destra della tua pagina Nightscout e scorri in basso.



Se non hai l'ultima versione è consigliato aggiornare.

**Devi aggiornare il tuo sito:**

**PRIMA di migrare il database mLab ad Atlas se precedente a 13.0.1**

**DOPO avere migrato al database Atlas se precedente a 14.0.0**

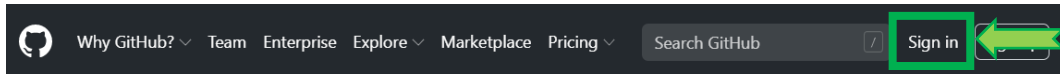
Accedi a Heroku e GitHub da un computer. Non cambiare dispositivo/computer/browser durante l'aggiornamento!

Note: Se incontri problemi con Chrome prova con Edge.

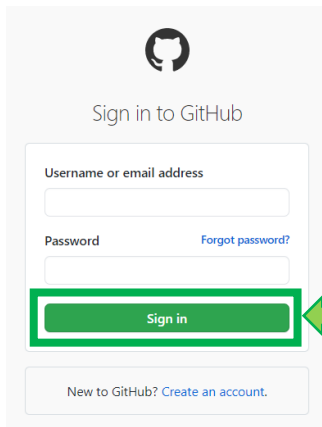
## [Diabete, glicemia a distanza e nuove tecnologie](#)

Clicca questo link per loggarti in GitHub: <https://github.com/>

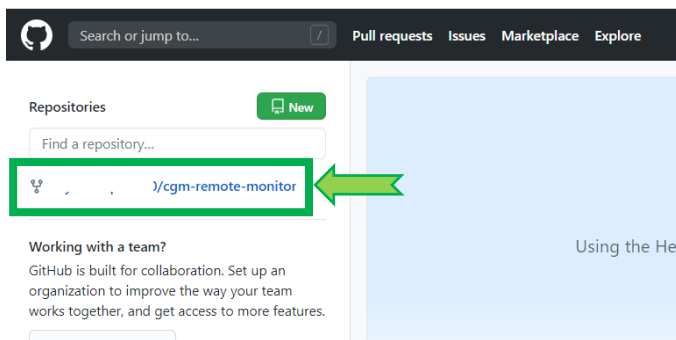
Clicca su Sign in



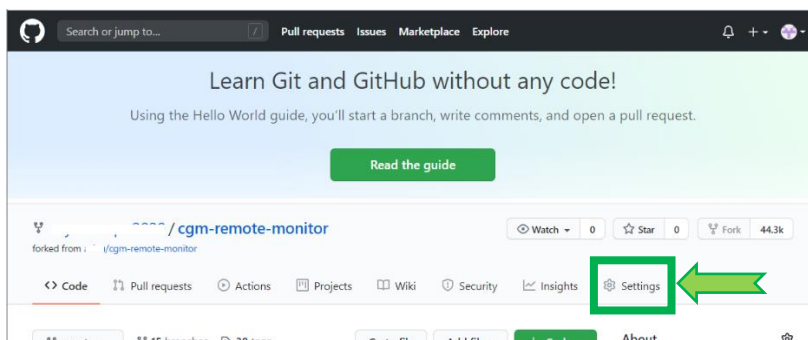
Digita il tuo nome GitHub o la tua mail e la tua password.



Seleziona il tuo progetto cgm-remote-monitor.



Seleziona Settings.



## Diabete, glicemia a distanza e nuove tecnologie

Scorri giù a Danger Zone e clicca Delete this repository.

### Danger Zone

Change repository visibility  
You cannot change the visibility of a fork. Please [duplicate the repository](#). Change visibility

Transfer ownership  
Transfer this repository to another user or to an organization where you have the ability to create repositories. Transfer

Archive this repository  
Mark this repository as archived and read-only. Archive this repository

Delete this repository  
Once you delete a repository, there is no going back. Please be certain. Delete this repository

Copia incolla il nome completo del tuo progetto per confermare, clicca I understand...

Are you absolutely sure? ×

Unexpected bad things will happen if you don't read this!

This action **cannot** be undone. This will permanently delete the `nightscout/cgm-remote-monitor` repository, wiki, issues, comments, packages, secrets, workflow runs, and remove all collaborator associations.

Please type `nightscout/cgm-remote-monitor` to confirm.

`nightscout/cgm-remote-monitor`

I understand the consequences, delete this repository

Clicca questo link per andare nel progetto ufficiale:

<https://github.com/nightscout/cgm-remote-monitor>

Quindi clicca su Fork

Search or jump to... 7 Pull requests Issues Marketplace Explore 🔔 + 🌐

Learn Git and GitHub without any code!  
Using the Hello World guide, you'll start a branch, write comments, and open a pull request.

Read the guide

`nightscout/cgm-remote-monitor` Watch 248 Star 1.3k Fork 👤

<> Code 🕒 Issues 162 🔗 Pull requests 26 🔄 Actions 📁 Projects 📖 Wiki 🔒 Security 📄 Insights

Aspetta che finisca, lascia GitHub aperto.

### Forking nightscout/cgm-remote-monitor

It should only take a few seconds.

Refresh



Search or jump to... 7 Pull requests Issues Marketplace Explore 🔔 + 🌐

Learn Git and GitHub without any code!  
Using the Hello World guide, you'll start a branch, write comments, and open a pull request.

Read the guide

`nightscout/cgm-remote-monitor` Watch 0 Star 0 Fork 44.3k

<> Code 🔗 Pull requests 🔄 Actions 📁 Projects 📖 Wiki 🔒 Security 📄 Insights ⚙️ Settings

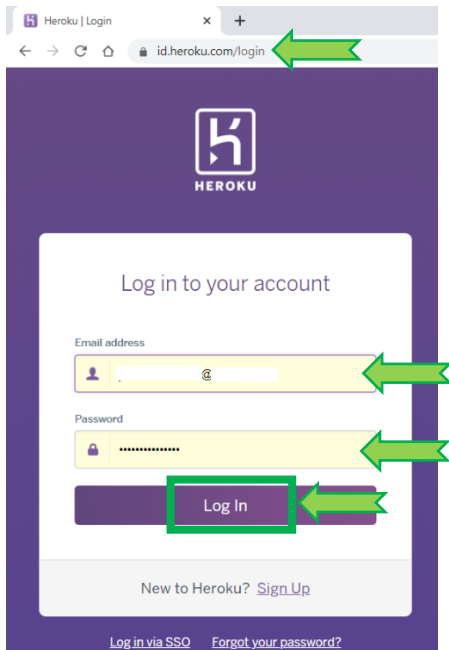
🔗 master 🌿 23 branches 🏷️ 42 tags Go to file Add file Code About

This branch is even with nightscout/master. 🔗 Pull request 🔗 Compare

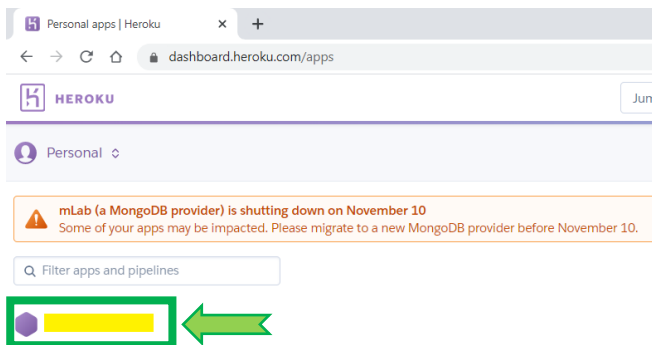
📄 nightscout web monitor  
📄 Readme

Clicca questo link per loggarti in Heroku: <https://id.heroku.com/login>

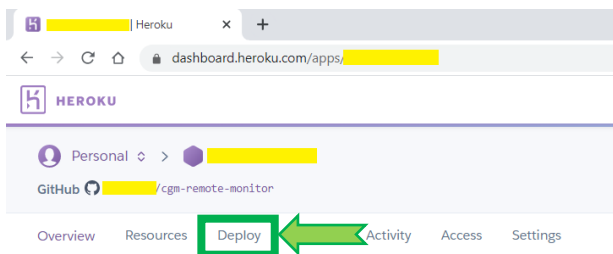
Digita mail e password, clicca Log In



Seleziona la tua app Nightscout

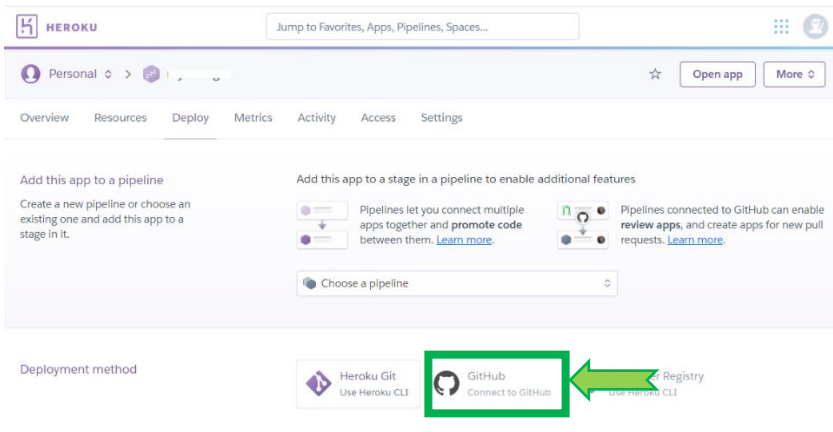


Vai in Deploy

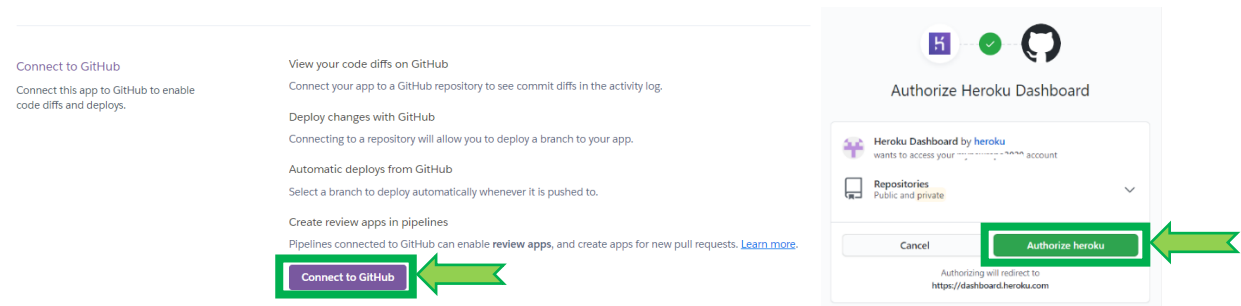


## Diabete, glicemia a distanza e nuove tecnologie

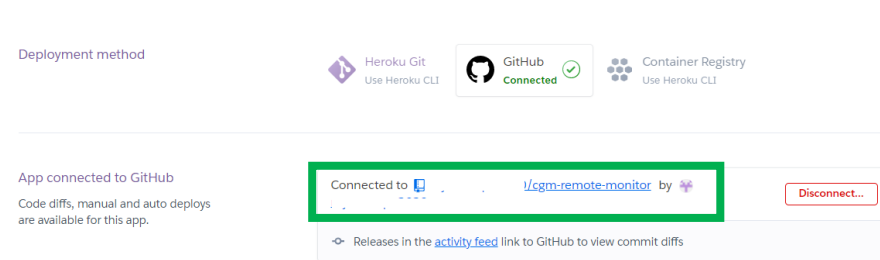
### Clicca su GitHub



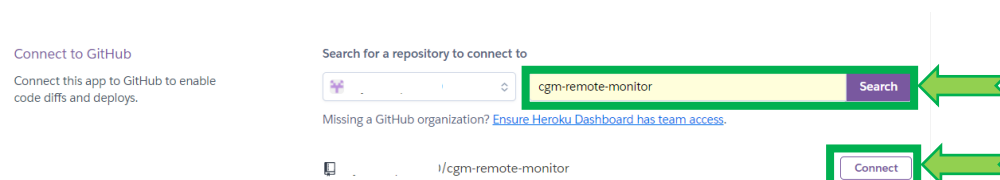
### Se non sei collegato a GitHub clicca Connect, autorizza Heroku e digita la tua password



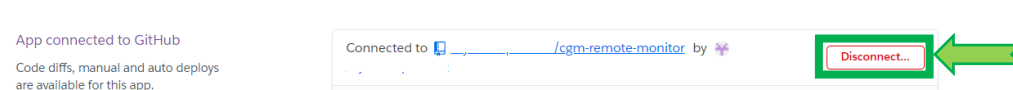
### Verifica che la tua app cgm-remote-monitor sia collegata a Github



### Se non lo è, digita cgm-remote-monitor e clicca Search, clicca Connect



### Se incontri difficoltà a collegarti a GitHub, clicca Disconnect e torna all'inizio di questa pagina



## [Diabete, glicemia a distanza e nuove tecnologie](#)

Scorri giù a Manual deploy, seleziona il ramo master e clicca Deploy Branch

### Manual deploy

Deploy the current state of a branch to this app.

### Deploy a GitHub branch

This will deploy the current state of the branch you specify below. [Learn more.](#)

Choose a branch to deploy

master

Deploy Branch

Build si avvierà e vedrai scorrere informazioni nella finestra come sotto.  
NON USCIRE dalla pagina né cliccare niente fino a quando è finito. Potrebbe volerci più di 10 minuti.

Receive code from GitHub



Build dev 80190059



NODE\_VERSION=15.15.1

```
-----> Installing binaries
  engines.node (package.json):  ^10.15.2 || ^8.15.1...
  engines.npm (package.json):   ^6.4.1

  Resolving node version ^10.15.2 || ^8.15.1...
  Downloading and installing node 10.22.0...
  Bootstrapping npm ^6.4.1 (replacing 6.14.6)...
```

Autoscroll with output

[View build log](#)

Aspetta la fine del deploy. Se interrompi prima, avrai un sito che non funziona.  
Clicca View

Receive code from GitHub



Build dev 80190059



Release phase



Deploy to Heroku



Your app was successfully deployed.

View

Tuo sito dovrebbe aprirsi all'ultima versione.

### About

**nightscout**  
version 14.0.0  
head

Se qualcosa è andato storto, puoi ripetere questi passi quante volte vuoi.

Patrick Sonnerat  
Katuscia Nosella